

HYDROGUARD® XP Series LFSH1430 2 Valve Hi/Lo Supply Fixture Exposed

Product Specification

LEAD FREE*

Features ■

- Features Lead Free* construction to comply with Lead Free* installation requirements.
- Paraffin-based advanced thermal actuation technology to sense and adjust outlet temperature
- Dirt and lime resistant poppet and seat design
- Virtual shutoff if supply pressure fails
- Vandal-resistant locking mechanism to secure temperature setting
- Factory tested as a complete unit
- Pressure/Temperature Gauge ball valves

Specifications ■

Connections See chart on reverse

Maximum Hot Water Supply Temperature ... 200°F (93°C)

Minimum Hot Water Supply Temperature** .. 5°F (3°C) Above Set Point

Minimum Flow*** 0.5 gpm (1.9 lpm)

Maximum Operating Pressure 125psi (861 kPa)

Temperature Adjustment Range**** 90 – 160°F (32 – 71°C)

Hot Water Inlet Temperature Range 120 – 180°F (49 – 82°C)

Cold Water Inlet Temperature Range 40 – 80°F (4 – 27°C)


Listing/Compliance (Valve Only) ASSE 1017, CSA B125

* The wetted surface of this product contacted by consumable water contains less than one quarter of one percent (0.25%) of lead by weight.

** With Equal Pressure

*** Minimum flow when Hi/Lo valve is installed at or near hot water source recirculating tempered water with a properly sized continuously operating recirculating pump.

**** Note: Low limit cannot be less than the cold water temperature. For best operation, hot water should be at least 5°F (3°C) above desired set point.



Advanced Thermal Activation

Capacity ■

Flow Capacity at 50-50 Mixed Ratio								
		Pressure Drop Across Valve						
Model	Min. Flow to ASSE 1017	Cv	5psi (34 kPa)	10psi (69 kPa)	20psi (138 kPa)	30psi (207 kPa)	45psi (310 kPa)	60psi (414 kPa)
LFSH1432HL	1 gpm	30.0	67 gpm	95 gpm	134 gpm	164 gpm	201 gpm	232 gpm
	4 lpm		254 lpm	360 lpm	507 lpm	621 lpm	761 lpm	878 lpm
LFSH1434HL	1 gpm	40.4	90 gpm	128 gpm	181 gpm	221 gpm	271 gpm	313 gpm
	4 lpm		341 lpm	485 lpm	685 lpm	837 lpm	1026 lpm	1185 lpm

HYDROGUARD® XP Series LFSH1430 2 Valve Hi/Lo Supply Fixture Exposed

Product Specification

LEAD FREE*

Features ■

- Features Lead Free* construction to comply with Lead Free* installation requirements.
- Paraffin-based advanced thermal actuation technology to sense and adjust outlet temperature
- Dirt and lime resistant poppet and seat design
- Virtual shutoff if supply pressure fails
- Vandal-resistant locking mechanism to secure temperature setting
- Factory tested as a complete unit
- Pressure/Temperature Gauge ball valves

Specifications ■

Connections See chart on reverse

Maximum Hot Water Supply Temperature ... 200°F (93°C)

Minimum Hot Water Supply Temperature** .. 5°F (3°C) Above Set Point

Minimum Flow*** 0.5 gpm (1.9 lpm)

Maximum Operating Pressure 125psi (861 kPa)

Temperature Adjustment Range**** 90 – 160°F (32 – 71°C)

Hot Water Inlet Temperature Range 120 – 180°F (49 – 82°C)

Cold Water Inlet Temperature Range 40 – 80°F (4 – 27°C)


Listing/Compliance (Valve Only) ASSE 1017, CSA B125

* The wetted surface of this product contacted by consumable water contains less than one quarter of one percent (0.25%) of lead by weight.

** With Equal Pressure

*** Minimum flow when Hi/Lo valve is installed at or near hot water source recirculating tempered water with a properly sized continuously operating recirculating pump.

**** Note: Low limit cannot be less than the cold water temperature. For best operation, hot water should be at least 5°F (3°C) above desired set point.



Advanced Thermal Activation

Capacity ■

Flow Capacity at 50-50 Mixed Ratio								
		Pressure Drop Across Valve						
Model	Min. Flow to ASSE 1017	Cv	5psi (34 kPa)	10psi (69 kPa)	20psi (138 kPa)	30psi (207 kPa)	45psi (310 kPa)	60psi (414 kPa)
LFSH1432HL	1 gpm	30.0	67 gpm	95 gpm	134 gpm	164 gpm	201 gpm	232 gpm
	4 lpm		254 lpm	360 lpm	507 lpm	621 lpm	761 lpm	878 lpm
LFSH1434HL	1 gpm	40.4	90 gpm	128 gpm	181 gpm	221 gpm	271 gpm	313 gpm
	4 lpm		341 lpm	485 lpm	685 lpm	837 lpm	1026 lpm	1185 lpm

HYDROGUARD® XP Series LFSH1430 2 Valve Hi/Lo Supply Fixture Exposed

Product Specification

LEAD FREE*

Features ■

- Features Lead Free* construction to comply with Lead Free* installation requirements.
- Paraffin-based advanced thermal actuation technology to sense and adjust outlet temperature
- Dirt and lime resistant poppet and seat design
- Virtual shutoff if supply pressure fails
- Vandal-resistant locking mechanism to secure temperature setting
- Factory tested as a complete unit
- Pressure/Temperature Gauge ball valves

Specifications ■

Connections See chart on reverse

Maximum Hot Water Supply Temperature ... 200°F (93°C)

Minimum Hot Water Supply Temperature** .. 5°F (3°C) Above Set Point

Minimum Flow*** 0.5 gpm (1.9 lpm)

Maximum Operating Pressure 125psi (861 kPa)

Temperature Adjustment Range**** 90 – 160°F (32 – 71°C)

Hot Water Inlet Temperature Range 120 – 180°F (49 – 82°C)

Cold Water Inlet Temperature Range 40 – 80°F (4 – 27°C)


Listing/Compliance (Valve Only) ASSE 1017, CSA B125

* The wetted surface of this product contacted by consumable water contains less than one quarter of one percent (0.25%) of lead by weight.

** With Equal Pressure

*** Minimum flow when Hi/Lo valve is installed at or near hot water source recirculating tempered water with a properly sized continuously operating recirculating pump.

**** Note: Low limit cannot be less than the cold water temperature. For best operation, hot water should be at least 5°F (3°C) above desired set point.

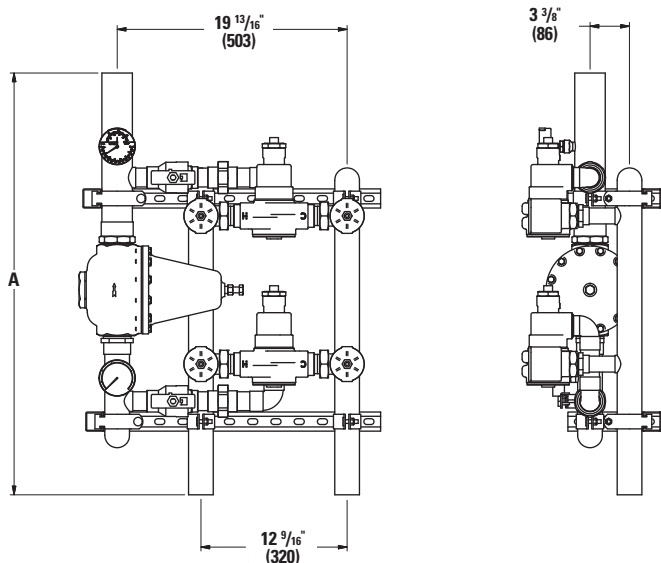


Advanced Thermal Activation

Capacity ■

Flow Capacity at 50-50 Mixed Ratio								
		Pressure Drop Across Valve						
Model	Min. Flow to ASSE 1017	Cv	5psi (34 kPa)	10psi (69 kPa)	20psi (138 kPa)	30psi (207 kPa)	45psi (310 kPa)	60psi (414 kPa)
LFSH1432HL	1 gpm	30.0	67 gpm	95 gpm	134 gpm	164 gpm	201 gpm	232 gpm
	4 lpm		254 lpm	360 lpm	507 lpm	621 lpm	761 lpm	878 lpm
LFSH1434HL	1 gpm	40.4	90 gpm	128 gpm	181 gpm	221 gpm	271 gpm	313 gpm
	4 lpm		341 lpm	485 lpm	685 lpm	837 lpm	1026 lpm	1185 lpm

Dimensions



Valve	Inlets	Outlet	PRV	A
LFSH1432HL	1-1/2" (40)	2" (50)	1-1/2" (40)	35-1/4" (685)
LFSH1434HL	2" (50)	2-1/2" (65)	2" (50)	36-3/8" (924)

Note:
Dimensions are shown ±1/2"
Dimensions in parentheses are in mm

Ordering Information

Valve	Inlets (in)	Outlet (in)	Order Code
LFMM434/LFSH1432	1-1/2" (40mm)	2" (50mm)	LFSH1432HL
LFMM434/LFSH1434	2" (50mm)	2-1/2" (65mm)	LFSH1434HL

Finish

Rough Bronze

A

Piping

Bottom/Top

E

Cabinets

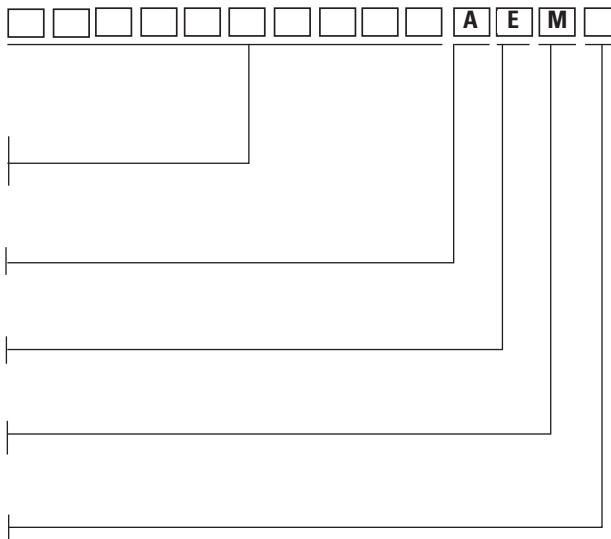
Exposed, No Cabinet

M

Alarm

None

0



Recirculation Piping Diagram

Please see Piping Diagram Section of this catalog.

Typical Specification

Hi/Lo water temperature control system shall be factory assembled and tested and shall include two thermostatic mixing valves capable of maintaining water temperature to 5°F (3°C) above set point. Hi/Lo shall include HydroGuard® XP LFMM430 and LFSH1430 Series Master-Tempering Valve with advanced, paraffin-based actuation technology. The valves shall be constructed using Lead Free* brass. Lead Free* brass valves shall comply with state codes and standards, where applicable, requiring reduced lead content. Hi/Lo shall also include copper piping, ball valve(s) and temperature/pressure gauge for diagnostics. The tempering valve shall have union checkstops, an outlet temperature range of 90 – 160°F (32 - 71°C) (with lockable means), and a single seat design for positive shutoff. Valve shall be ASSE 1017 listed and CSA certified. Minimum flows to ASSE 1017 shall be 1.0 gpm (4 lpm) for LFSH1432HL and LFSH1434HL.

Valve shall be a Powers' model _____. All alternatives must have written approval prior to bidding.

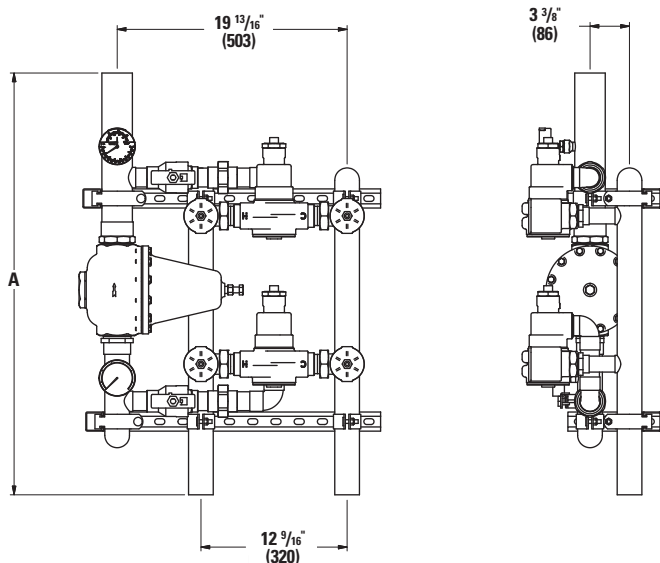
ENGINEERING APPROVAL	
Project:	_____
Contractor:	_____
Architect/Engineer:	_____

POWERS™

A Watts Water Technologies Company



Dimensions ■



Valve	Inlets	Outlet	PRV	A
LFSH1432HL	1-1/2" (40)	2" (50)	1-1/2" (40)	35-1/4" (685)
LFSH1434HL	2" (50)	2-1/2" (65)	2" (50)	36-3/8" (924)

Note:
Dimensions are shown ±1/2"
Dimensions in parentheses are in mm

Ordering Information ■

Valve	Inlets (in)	Outlet (in)	Order Code
LFMM434/LFSH1432	1-1/2" (40mm)	2" (50mm)	LFSH1432HL
LFMM434/LFSH1434	2" (50mm)	2-1/2" (65mm)	LFSH1434HL

Finish

Rough Bronze

A

Piping

Bottom/Top

E

Cabinets

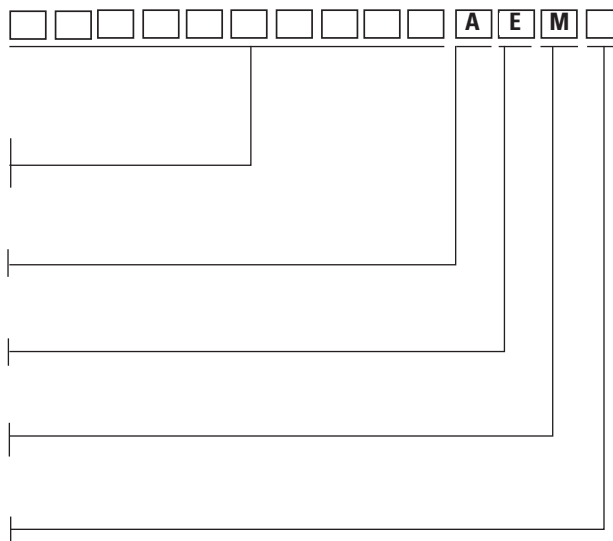
Exposed, No Cabinet

M

Alarm

None

0



Recirculation Piping Diagram ■

Please see Piping Diagram Section of this catalog.

Typical Specification ■

Hi/Lo water temperature control system shall be factory assembled and tested and shall include two thermostatic mixing valves capable of maintaining water temperature to 5°F (3°C) above set point. Hi/Lo shall include HydroGuard® XP LFMM430 and LFSH1430 Series Master-Tempering Valve with advanced, paraffin-based actuation technology. The valves shall be constructed using Lead Free* brass. Lead Free* brass valves shall comply with state codes and standards, where applicable, requiring reduced lead content. Hi/Lo shall also include copper piping, ball valve(s) and temperature/pressure gauge for diagnostics. The tempering valve shall have union checkstops, an outlet temperature range of 90 – 160°F (32 - 71°C) (with lockable means), and a single seat design for positive shutoff. Valve shall be ASSE 1017 listed and CSA certified. Minimum flows to ASSE 1017 shall be 1.0 gpm (4 lpm) for LFSH1432HL and LFSH1434HL.

Valve shall be a Powers' model _____. All alternatives must have written approval prior to bidding.

ENGINEERING APPROVAL	
Project:	_____
Contractor:	_____
Architect/Engineer:	_____

POWERS™

A Watts Water Technologies Company



HYDROGUARD® XP Series LFSH1430 2 Valve Hi/Lo Supply Fixture Exposed

Product Specification

LEAD FREE*

Features ■

- Features Lead Free* construction to comply with Lead Free* installation requirements.
- Paraffin-based advanced thermal actuation technology to sense and adjust outlet temperature
- Dirt and lime resistant poppet and seat design
- Virtual shutoff if supply pressure fails
- Vandal-resistant locking mechanism to secure temperature setting
- Factory tested as a complete unit
- Pressure/Temperature Gauge ball valves

Specifications ■

Connections See chart on reverse

Maximum Hot Water Supply Temperature ... 200°F (93°C)

Minimum Hot Water Supply Temperature** .. 5°F (3°C) Above Set Point

Minimum Flow*** 0.5 gpm (1.9 lpm)

Maximum Operating Pressure 125psi (861 kPa)

Temperature Adjustment Range**** 90 – 160°F (32 – 71°C)

Hot Water Inlet Temperature Range 120 – 180°F (49 – 82°C)

Cold Water Inlet Temperature Range 40 – 80°F (4 – 27°C)


Listing/Compliance (Valve Only) ASSE 1017, CSA B125

* The wetted surface of this product contacted by consumable water contains less than one quarter of one percent (0.25%) of lead by weight.

** With Equal Pressure

*** Minimum flow when Hi/Lo valve is installed at or near hot water source recirculating tempered water with a properly sized continuously operating recirculating pump.

**** Note: Low limit cannot be less than the cold water temperature. For best operation, hot water should be at least 5°F (3°C) above desired set point.

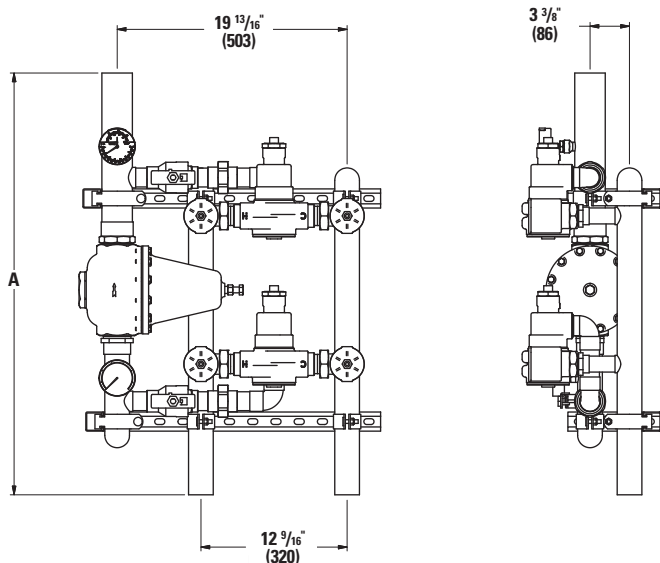


Advanced Thermal Activation

Capacity ■

Flow Capacity at 50-50 Mixed Ratio								
		Pressure Drop Across Valve						
Model	Min. Flow to ASSE 1017	Cv	5psi (34 kPa)	10psi (69 kPa)	20psi (138 kPa)	30psi (207 kPa)	45psi (310 kPa)	60psi (414 kPa)
LFSH1432HL	1 gpm	30.0	67 gpm	95 gpm	134 gpm	164 gpm	201 gpm	232 gpm
	4 lpm		254 lpm	360 lpm	507 lpm	621 lpm	761 lpm	878 lpm
LFSH1434HL	1 gpm	40.4	90 gpm	128 gpm	181 gpm	221 gpm	271 gpm	313 gpm
	4 lpm		341 lpm	485 lpm	685 lpm	837 lpm	1026 lpm	1185 lpm

Dimensions ■



Valve	Inlets	Outlet	PRV	A
LFSH1432HL	1-1/2" (40)	2" (50)	1-1/2" (40)	35-1/4" (685)
LFSH1434HL	2" (50)	2-1/2" (65)	2" (50)	36-3/8" (924)

Note:
Dimensions are shown ±1/2"
Dimensions in parentheses are in mm

Ordering Information ■

Valve	Inlets (in)	Outlet (in)	Order Code
LFMM434/LFSH1432	1-1/2" (40mm)	2" (50mm)	LFSH1432HL
LFMM434/LFSH1434	2" (50mm)	2-1/2" (65mm)	LFSH1434HL

Finish

Rough Bronze

A

Piping

Bottom/Top

E

Cabinets

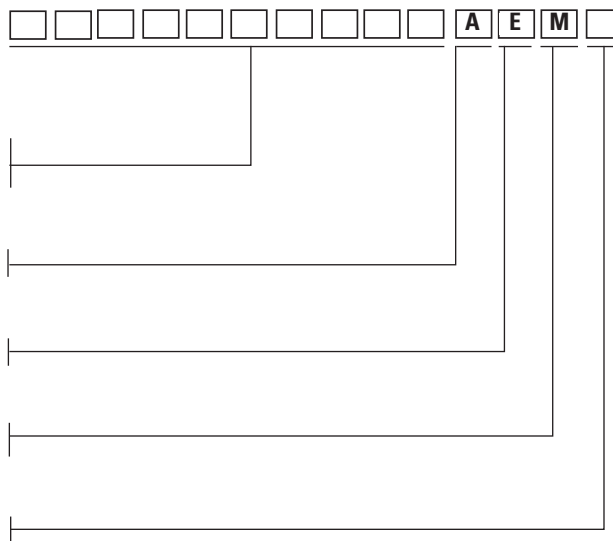
Exposed, No Cabinet

M

Alarm

None

0



Recirculation Piping Diagram ■

Please see Piping Diagram Section of this catalog.

Typical Specification ■

Hi/Lo water temperature control system shall be factory assembled and tested and shall include two thermostatic mixing valves capable of maintaining water temperature to 5°F (3°C) above set point. Hi/Lo shall include HydroGuard® XP LFMM430 and LFSH1430 Series Master-Tempering Valve with advanced, paraffin-based actuation technology. The valves shall be constructed using Lead Free* brass. Lead Free* brass valves shall comply with state codes and standards, where applicable, requiring reduced lead content. Hi/Lo shall also include copper piping, ball valve(s) and temperature/pressure gauge for diagnostics. The tempering valve shall have union checkstops, an outlet temperature range of 90 – 160°F (32 - 71°C) (with lockable means), and a single seat design for positive shutoff. Valve shall be ASSE 1017 listed and CSA certified. Minimum flows to ASSE 1017 shall be 1.0 gpm (4 lpm) for LFSH1432HL and LFSH1434HL.

Valve shall be a Powers' model _____. All alternatives must have written approval prior to bidding.

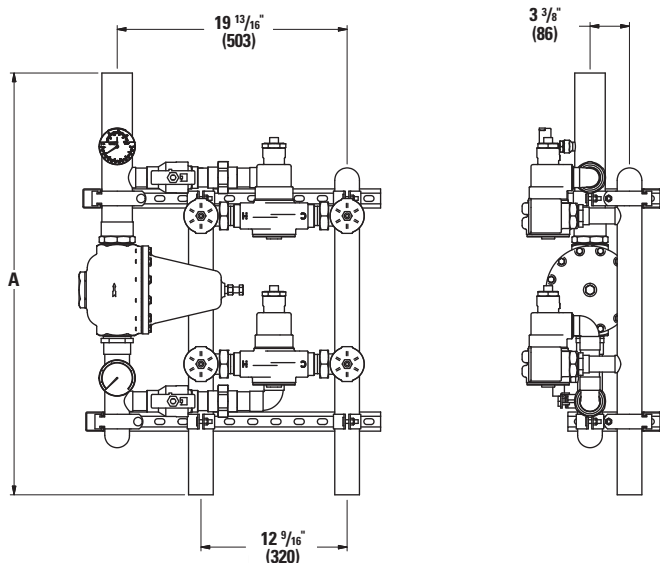
ENGINEERING APPROVAL	
Project:	_____
Contractor:	_____
Architect/Engineer:	_____

POWERS™

A Watts Water Technologies Company



Dimensions ■



Valve	Inlets	Outlet	PRV	A
LFSH1432HL	1-1/2" (40)	2" (50)	1-1/2" (40)	35-1/4" (685)
LFSH1434HL	2" (50)	2-1/2" (65)	2" (50)	36-3/8" (924)

Note:
Dimensions are shown ±1/2"
Dimensions in parentheses are in mm

Ordering Information ■

Valve	Inlets (in)	Outlet (in)	Order Code
LFMM434/LFSH1432	1-1/2" (40mm)	2" (50mm)	LFSH1432HL
LFMM434/LFSH1434	2" (50mm)	2-1/2" (65mm)	LFSH1434HL

Finish

Rough Bronze

A

Piping

Bottom/Top

E

Cabinets

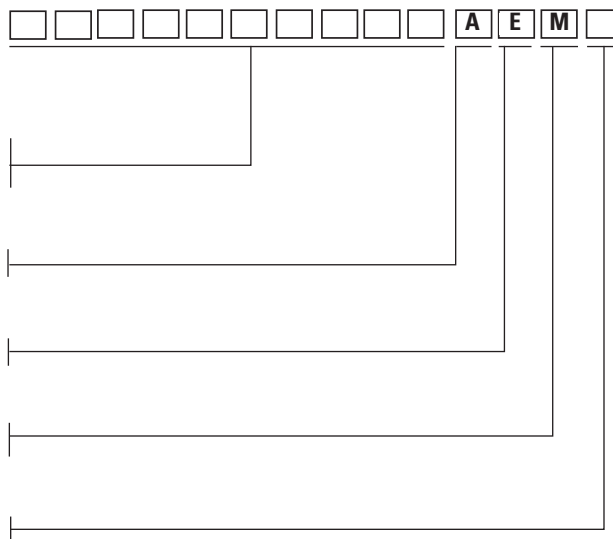
Exposed, No Cabinet

M

Alarm

None

0



Recirculation Piping Diagram ■

Please see Piping Diagram Section of this catalog.

Typical Specification ■

Hi/Lo water temperature control system shall be factory assembled and tested and shall include two thermostatic mixing valves capable of maintaining water temperature to 5°F (3°C) above set point. Hi/Lo shall include HydroGuard® XP LFMM430 and LFSH1430 Series Master-Tempering Valve with advanced, paraffin-based actuation technology. The valves shall be constructed using Lead Free* brass. Lead Free* brass valves shall comply with state codes and standards, where applicable, requiring reduced lead content. Hi/Lo shall also include copper piping, ball valve(s) and temperature/pressure gauge for diagnostics. The tempering valve shall have union checkstops, an outlet temperature range of 90 – 160°F (32 - 71°C) (with lockable means), and a single seat design for positive shutoff. Valve shall be ASSE 1017 listed and CSA certified. Minimum flows to ASSE 1017 shall be 1.0 gpm (4 lpm) for LFSH1432HL and LFSH1434HL.

Valve shall be a Powers' model _____. All alternatives must have written approval prior to bidding.

ENGINEERING APPROVAL	
Project:	_____
Contractor:	_____
Architect/Engineer:	_____

POWERS™

A Watts Water Technologies Company

