

Impulse Dampeners

870 Series Pressure Impulse Dampeners are designed to improve readability and prevent wear on delicate gauge mechanisms by slowing rapid pressure changes and reducing shock and chattering. An impulse dampener should be installed on a gauge in any application where pressure spikes and/or pulsations may be present. Trerice Impulse Dampeners are engineered for field serviceability (cleaning and parts replacement) and are constructed from brass or stainless steel for use on a variety of pressure media.




870 Series Impulse Dampeners

Item No.	Body & Insert Material	Connection Size (NPT)	Maximum Pressure (psig)	Service	Approximate Shipping Weight
870-1	Brass	1/4	1000	Air, water, steam and gases	0.5 lbs [0.23 kg]
870-2	Brass	1/4	1000	Gasoline and light oils	0.5 lbs [0.23 kg]
870-3	Brass	1/4	1000	Lubricating and heavy oils	0.5 lbs [0.23 kg]
870-7	303SS	1/4	5000	Includes 3 pistons for various viscosities	0.5 lbs [0.23 kg]
870-10	303SS	1/2	10,000	Includes 3 pistons for various viscosities	0.8 lbs [0.36 kg]
870-13	316SS	1/4	5000	Includes 3 pistons for various viscosities	0.5 lbs [0.23 kg]
870-16	316SS	1/2	10,000	Includes 3 pistons for various viscosities	0.8 lbs [0.36 kg]

Pressure Snubbers

872 Series Pressure Snubbers are designed to improve readability and prevent wear on delicate gauge mechanisms by slowing rapid pressure changes and reducing shock and chattering. A pressure snubber should be installed on a gauge in any application where pressure spikes and/or pulsations may be present. If a single snubber does not correct the oscillation, it is recommended to place an additional snubber in line with the first. Trerice Pressure Snubbers reduce the pulsation by forcing the pressure medium through a porous metal core and are constructed from brass or 303 stainless steel for use on a variety of pressure media.



872 Series Pressure Snubbers

Item No.	Body & Insert Material	Connection Size (NPT)	Maximum Pressure (psig)	Service	Approximate Shipping Weight
872-1	Brass	1/4	1000	Air and gases	0.1 lbs [0.05 kg]
872-2	Brass	1/4	1000	Water, steam, gasoline and light oils	0.1 lbs [0.05 kg]
872-3	Brass	1/4	1000	Lubricating and heavy oils	0.1 lbs [0.05 kg]
872-4	303SS	1/4	2000	Air and gases	0.3 lbs [0.14 kg]
872-5	303SS	1/4	2000	Water, steam, gasoline and light oils	0.3 lbs [0.14 kg]
872-6	303SS	1/4	2000	Lubricating and heavy oils	0.3 lbs [0.14 kg]
872-7	Brass	1/2	5000	Air and gases	0.1 lbs [0.05 kg]
872-8	Brass	1/2	5000	Water, steam, gasoline and light oils	0.1 lbs [0.05 kg]
872-9	Brass	1/2	5000	Lubricating and heavy oils	0.1 lbs [0.05 kg]
872-10	303SS	1/2	10,000	Air and gases	0.3 lbs [0.14 kg]
872-11	303SS	1/2	10,000	Water, steam, gasoline and light oils	0.3 lbs [0.14 kg]
872-12	303SS	1/2	10,000	Lubricating and heavy oils	0.3 lbs [0.14 kg]

Accessories

PRESSURE GAUGES

OPTIONS & ACCESSORIES

Coil Syphons

885 Series Coil Syphons are designed for use on steam service to form a pocket of water between the pressure gauge and the process steam, thereby preventing the steam from reaching the bourdon tube of the pressure gauge. Trerice Coil Syphons are constructed of steel, brass, or 304 stainless steel with a 180° coil for use on a variety of requirements. Other materials and coil styles are available; consult factory.




885 Series Coil Syphons

Item No.	Material	Style	Connection Size (NPT)	Maximum Pressure (psig)	Maximum Temperature	Approximate Shipping Weight
885-1	Welded steel, schedule 40	180° coil	1/4	600	750°F	0.4 lbs [0.18 kg]
885-1.1	Welded steel, schedule 40	180° coil	1/2	800	650°F	1.4 lbs [0.64 kg]
885-2	Seamless brass, schedule 40	180° coil	1/4	250	406°F	0.4 lbs [0.18 kg]
885-3	Chrome plated brass, schedule 40	180° coil	1/4	250	406°F	0.4 lbs [0.18 kg]
885-4	Welded 304SS, schedule 40	180° coil	1/4	1300	650°F	0.4 lbs [0.18 kg]
885-4.1	Welded 304SS, schedule 40	180° coil	1/2	1000	650°F	1.4 lbs [0.64 kg]
885-6	Welded 316SS, schedule 40	180° coil	1/4	1300	650°F	0.4 lbs [0.18 kg]
885-6.1	Welded 316SS, schedule 40	180° coil	1/2	1000	650°F	1.4 lbs [0.64 kg]

Needle Valves

735/740 Series Needle Valves are of the rising stem type and are designed to shut off the flow of the process media to the pressure instrument, thereby allowing the instrument to be isolated from the pressure media or removed from service. Needle valves may also be used to throttle flow and aid in dampening pulsations. Trerice Needle Valves are constructed from brass, carbon steel and stainless steel for use on a variety of pressure media.

It is recommended to place a needle valve, ball valve or gauge cock in line before every pressure gauge installation.



735/740 Series Needle Valves

Item No.	Type	Connection Size (NPT)	Body	Seat	Stem	Packing	Maximum Pressure (psig)	Maximum Temperature	Approximate Shipping Weight
735-2	F X F	1/4	Brass	Brass	Brass	Teflon	2000	300°F	0.3 lbs [0.14 kg]
735-4	F X F	1/4	Carbon steel	Teflon	316SS	Teflon	4000	500°F	0.3 lbs [0.14 kg]
735-8	F X F	1/4	316SS	316SS	316SS	Teflon	5000	500°F	0.3 lbs [0.14 kg]
735-9	M X F	1/4	316SS	316SS	316SS	Teflon	5000	500°F	0.3 lbs [0.14 kg]
740-3	F X F	1/2	Carbon steel	Carbon steel	316SS	Teflon	10,000	200°F	1.0 lbs [0.45 kg]
740-4	M X F	1/2	Carbon steel	Carbon steel	316SS	Teflon	10,000	200°F	1.3 lbs [0.59 kg]
740-9	M X F	1/2	316SS	Delrin	316SS	Teflon	6000	200°F	1.3 lbs [0.59 kg]
740-11	F X F	1/2	316SS	316SS	316SS	Teflon	10,000	200°F	1.0 lbs [0.45 kg]

Ball Valves

866 Ball Valve is a single entry flow valve, incorporating a Teflon seat to shut off the flow of process media to the pressure instrument, thereby allowing the instrument to be isolated from the pressure media or removed from service. The Trerice 866 Ball Valve is constructed from brass, for use on air, water, oil and other noncorrosive process media. **It is recommended to place a needle valve, ball valve or gauge cock in line before every pressure gauge installation.**




866 Ball Valve

Item No.	Type	Connection Size	Body	Seat	Ball	Handle	Maximum Pressure (psig)	Maximum Temperature	Approximate Shipping Weight
866	FXF	1/4 NPT	Brass	Teflon	Plated brass	Lever	500 psig	180°F	0.1 lbs [0.05 kg]

Gauge Cocks

865/880 Series Quarter Turn Gauge Cocks provide an economical way to shut off the flow of air to the pressure instrument, thereby allowing the instrument to be isolated from the pressure media or removed from service. Trerice Gauge Cocks are constructed from brass and are intended for use on air lines where leakage is not of concern. **It is recommended to place a needle valve, ball valve or gauge cock in line before every pressure gauge installation.**

In applications where process media leakage may result in possible personal injury or property damage, gauge cocks should not be specified as they contain no packing gland and leakage may result. For tight shut-off and prevention of leakage, use of a Trerice Ball Valve or Needle Valve is required.



865/880 Series Gauge Cocks

Item No.	Type	Connection Size	Body	Plug	Handle	Maximum Pressure (psig)	Maximum Temperature	Approximate Shipping Weight
865	FXF	1/4 NPT	Brass	Brass	Tee	200	500°F	0.1 lbs [0.05 kg]
865MFG	MXF	1/4 NPT	Brass	Brass	Tee	200	500°F	0.1 lbs [0.05 kg]
865L	FXF	1/4 NPT	Brass	Brass	Lever	200	500°F	0.1 lbs [0.05 kg]
865-1	FXF	1/4 NPT	Brass	Brass	Tee	200	500°F	0.3 lbs [0.14 kg]
880	MXF	1/4 Union	Brass	Brass	Lever	150	500°F	0.5 lbs [0.23 kg]

Pointer Jack

The **D329 Pointer Jack** is required for removing the pointer of a pressure gauge without causing damage to the dial face, pointer, pointer shaft or movement of the gauge.

Approximate Shipping Weight

0.1 lbs [0.05 kg]



Test Plugs & Accessories

The **Trerice Test Plug** provides a convenient access port for determining the pressure and/or temperature of process media contained in a pipe line or vessel. The test plug is designed for use in chilled or hot water systems and is permanently installed in the system at the desired test location. A test thermometer or pressure gauge with test adapter can be inserted through the plug to determine the conditions within the system. When the probe is withdrawn, the inner valve plug closes to seal the system. The test plug includes a removable cap to protect the inner valve plug and provide a secondary seal.



D3750 shown

Nordel, otherwise known as EPDM, provides excellent service in hot or cold water. **Nordel should not be used with hydrocarbon solvents, hydrocarbon oils, chlorinated hydro carbons or turpentine.**

Neoprene, a synthetic rubber, provides excellent service in ammonia, high aniline point petroleum oils and silicate ester lubricants. **Neoprene should not be used with silicone greases, silicone oils or di-ester based lubricants.**

Test plugs are designed for initial startup and testing, not continuous or frequent use. If continuous or frequent use is desired or expected, a test well should be installed for temperature applications and a needle valve installed for pressure applications.

Tests should be made as quickly as possible because the inner plug resealing time is dependent upon the length of time the probe remains inserted, as well as the temperature and pressure of the system. The test plug may take longer to reseal at lower temperatures or pressures. The probe used for testing should never exceed a diameter of 0.156" (4 mm). The pressure gauge used for testing should always have a range of twice the system pressure.

Test Plugs

Test Plug Item No.	Test Plug with Retainer Item No.	Connection Size (NPT)	Body & Cap	Core	Max Pres. (psig)	Max Temp.	Approximate Shipping Weight
D3741	D3764	1/4	Brass	Nordel	1000	350°F	0.1 lbs [0.05 kg]
D3743	D3763	1/4	Brass	Neoprene	1000	200°F	0.1 lbs [0.05 kg]
D3758	D3766	1/4	316SS	Nordel	1000	350°F	0.1 lbs [0.05 kg]
D3757	D3765	1/4	316SS	Neoprene	1000	200°F	0.1 lbs [0.05 kg]
D3760	D3768	3/8	Brass	Nordel	1000	350°F	0.1 lbs [0.05 kg]
D3759	D3767	3/8	Brass	Neoprene	1000	200°F	0.1 lbs [0.05 kg]
D3742	D3770	1/2	Brass	Nordel	1000	350°F	0.2 lbs [0.09 kg]
D3744	D3769	1/2	Brass	Neoprene	1000	200°F	0.2 lbs [0.09 kg]
D3762	D3772	1/2	316SS	Nordel	1000	350°F	0.2 lbs [0.09 kg]
D3761	D3771	1/2	316SS	Neoprene	1000	200°F	0.2 lbs [0.09 kg]

Accessories

Item No.	Description	Approx. Shipping Weight
D3747	Gauge Adapter, 1/8" diameter	0.1 lbs [0.05 kg]
D3749	2" Brass Extension, 1/4 NPT	0.1 lbs [0.05 kg]
D3753	2" Brass Extension, 1/2 NPT	0.2 lbs [0.09 kg]

Test Kits

Item No.	Pressure Range (psi)	Approximate Shipping Weight
D3750	0 to 100	1.4 lbs [0.64 kg]
D3751	0 to 200	1.4 lbs [0.64 kg]
D3752	0 to 300	1.4 lbs [0.64 kg]
D3748	0 to 600	1.4 lbs [0.64 kg]

Each test kit contains:
 (1) 700B Pressure Gauge,
 (1) B82105P03F&C Thermometer,
 (1) B82105P05F&C Thermometer,
 (1) D3747 Gauge Adapter,
 (1) Carrying Case

Test Kit Replacement Items

Item No.	Description	Approximate Shipping Weight
DB00113	700B Pressure Gauge, 2 1/2", 1/4 NPT, lower connection, 0 to 100 psi	0.4 lbs [0.18 kg]
DB00116	700B Pressure Gauge, 2 1/2", 1/4 NPT, lower connection, 0 to 200 psi	0.4 lbs [0.18 kg]
DB00117	700B Pressure Gauge, 2 1/2", 1/4 NPT, lower connection, 0 to 300 psi	0.4 lbs [0.18 kg]
DB00119	700B Pressure Gauge, 2 1/2", 1/4 NPT, lower connection, 0 to 600 psi	0.4 lbs [0.18 kg]
B82105P03	B82105 Bimetal Thermometer, 1 3/4" dial size, 5" stem, 25° to 125°F & C	0.4 lbs [0.18 kg]
B82105P05	B82105 Bimetal Thermometer, 1 3/4" dial size, 5" stem, 20° to 240°F & C	0.4 lbs [0.18 kg]