

Heatguard™ 115-D Series

DESCRIPTION

The Heatguard™ 115-D is a large sized high flow rate Temperature Actuated Mixing Valve that mixes hot water with cold to deliver tempered water at a controlled temperature to 120° F maximum.

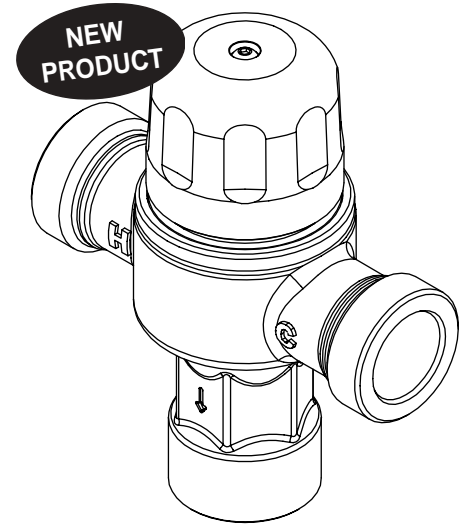
The Heatguard™ 115-D is intended for installation at the water heater to distribute controlled temperature water throughout a domestic hot water system. The valve delivers water at a maximum of 120° F, allowing the heater to be set at 140° F or higher, thus providing a greater effective volume of hot water and reducing the chances of legionellae bacteria growth in the water. The valve flows 30 gpm at 45 psi, making it suitable for larger residential and commercial installations.

The Heatguard™ 115-D is a high quality mixing valve incorporating the latest in Thermostatic Technology. It features a robust design based on the expertise gained from years of experience in the design and manufacture of safety valves. Every valve is tested for performance on an automated testing station during the assembly process.

The Heatguard™ 115-D incorporates a fast acting, high quality thermostatic element that senses the outlet water temperature and reacts to maintain a stable delivery temperature even under changing flows or variations in supply temperatures. The valve also greatly reduces the outlet flow in the event of a cold water supply failure.

The Heatguard™ 115-D features an adjusting handle that can be locked at a desired temperature. Alternatively it can function in an adjusting mode, with the handle clearly marked to indicate the direction to turn to achieve hotter or colder water temperatures.

The Heatguard™ 115-D is available as a base valve with union connections to suit the range of Heatguard 115 Fittings Kits in 3/4" and 1" sizes, including sweat and threaded.



HEATGUARD™
THERMOSTATIC MIXING VALVES

FEATURES AND BENEFITS

Delivers water at a maximum of 120° F throughout the system:

Safer hot water from all outlets.

Allows the heater to be set at 140° F or higher:

Greater effective hot water volume, less chance of Legionellae within the cylinder.

Large sized valve with high flow rates:

Single valve can supply controlled water to a large installation.

Robust, low complexity construction:

Superior reliability, improved user safety.

Integral union connections on all three ports:

Easy and quick to install and service.

Listed by IAPMO (cUPC) and ASSE (1017).

Inspector friendly, peace of mind!

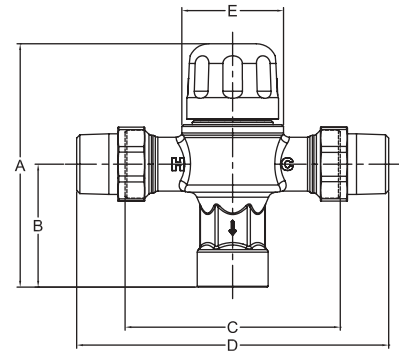
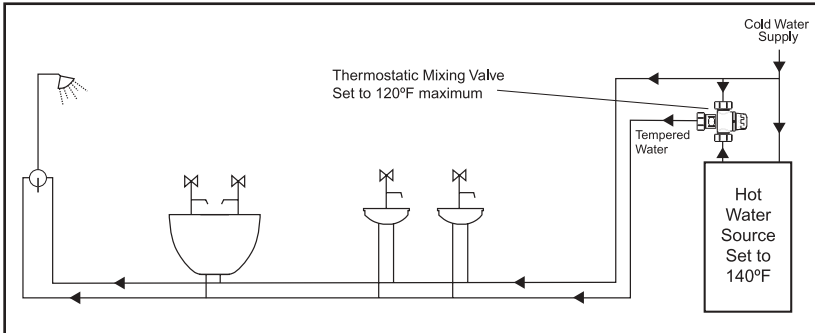
SPECIFICATION

A Temperature Actuated Mixing Valve shall be installed at the water heater to distribute tempered water throughout the domestic hot water system at a maximum of 120° F. The temperature actuated mixing valve shall control the delivered water temperature via a regulating piston made from engineering polymer. The valve shall be a Cash Acme **Heatguard™ 115-D**.

Heatguard™ 115-D Series

TYPICAL INSTALLATION

To control water temperature at the source of heat (hot water tank) to provide a safe distribution of temperature.



Dimensions	A	B	C	D	E	Inches (mm)
Base Valve	4.3 (108)	2.0 (50)	3.0 (76)	*	2.7 (68)	
3/4" Sweat	4.3 (108)	2.0 (50)	3.0 (76)	6.6 (168)	2.7 (68)	
1" Sweat	4.3 (108)	2.0 (50)	3.0 (76)	8.9 (227)	2.9 (74)	
3/4" Threaded	4.3 (108)	2.0 (50)	3.0 (76)	8.2 (209)	4.1 (104)	

* Please Refer to Fittings Kits Spec. Sheet (CA005) for Dimensions.

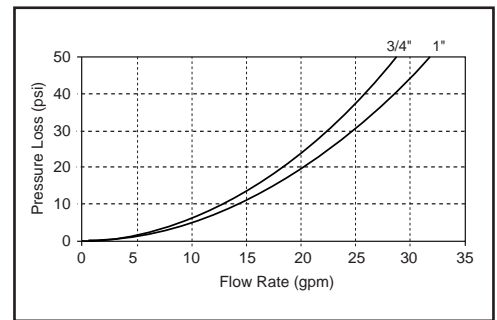
SPECIFICATION DATA

Performance:

- Outlet temp. range95 - 120° F (35 - 49° C)
- Temp. hot supply195° F (90° C) max
- Temp. cold supply40 - 80° F (4 - 27° C)
- Temp. stability+/- 3° F (1.7° C)
- Working pressure, maximum . . .145 psi (1,000 kPa)
- Flow rate, maximum50 gpm (190 L/min)
- Flow rate, minimum2.5 gpm (10 L/min)

Materials:

- BodyBronze
- SealsNitrile elastomer
- SpringsStainless steel
- FittingBrass
- InternalBrass
- PistonEngineered polymer



CONNECTIONS (sold separately)

- Sweat3/4" and 1"
- Sweat w/ check3/4" and 1"
- Threaded (NPT)3/4" and 1"
- Threaded (NPT) w/ check3/4" and 1"
- CPVC3/4" and 1"
- CPVC w/ Check3/4" and 1"

CERTIFICATIONS

Pending.