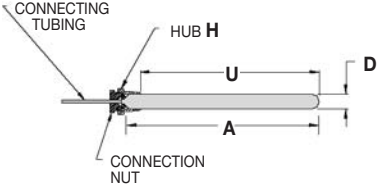
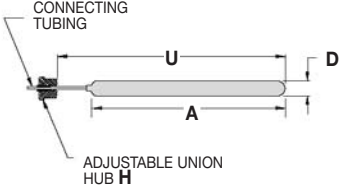
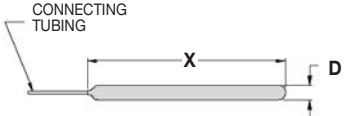
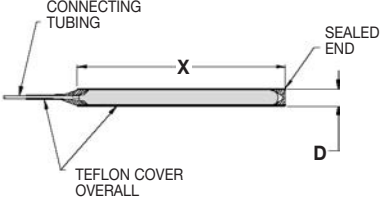
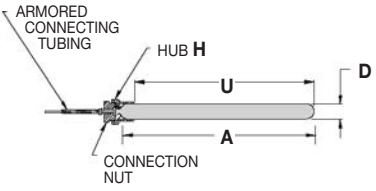


# Thermal System Selection

## Temperature Regulator (91000, 91400, & 91600 Models)

TEMPERATURE REGULATORS

Bulb and Capillary Style	Order Code	Connection Style & Material	Bulb Material	Capillary Tubing Material
<b>Union Connection</b> 	<b>B01</b>	Brass Union Hub	Copper	Copper
	<b>B10</b>	Stainless Steel Union Hub	Stainless Steel	Stainless Steel
<b>Adjustable Union Connection</b> 	<b>B02</b>	Brass Union Hub	Copper	Copper
	<b>B04</b>	Stainless Steel Union Hub	Stainless Steel	Stainless Steel
<b>Plain Bulb</b> 	<b>B05</b>	None	Copper	Copper
	<b>B06</b>	None	Stainless Steel	Stainless Steel
<b>Teflon Covered Bulb</b> 	<b>B08</b>	None	Copper with Teflon Covering	Copper with Teflon Covering
	<b>B07</b>	None	Stainless Steel with Teflon Covering	Stainless Steel with Teflon Covering
<b>Union Connection with Spiral Armor</b> 	<b>B15</b>	Brass Union Hub	Copper	Copper with Stainless Steel Spiral Armor
	<b>B16</b>	Stainless Steel Union Hub	Stainless Steel	Stainless Steel with Stainless Steel Spiral Armor

Bulb Pressure Limits: Copper = 250 psi, Stainless Steel = 500 psi

## Bulb Dimensions & Minimum Insertion Lengths

### Standard Bulb

### Special "Small" Bulb

Dim.	91000 / 91400 Capillary Length				91600 Capillary Length	91000 / 91400		91600
	8 to 16 Feet	20 Feet	24 to 36 Feet	40 to 52 Feet	8 Feet*	Order Code	All	All
A	13"	16"	20"	24"	16"	<b>SB01</b>	9"	12"
U	12.25"	15.25"	19.25"	23.25"	15.25"		8.25"	11.25"
D	1"	1"	1"	1"	1"		3/4"	3/4"
H	1 NPT	1 NPT	1 NPT	1 NPT	1 NPT		3/4 NPT	3/4 NPT
A	13"	16"	20"	24"	16"	<b>SB10</b>	9"	12"
U	12.25"	15.25"	19.25"	23.25"	15.25"		8.25"	11.25"
D	1"	1"	1"	1"	1"		3/4"	3/4"
H	1 NPT	1 NPT	1 NPT	1 NPT	1 NPT		3/4 NPT	3/4 NPT
A	13"	16"	20"	24"	16"	<b>SB15</b>	9"	12"
U	12.25"	15.25"	19.25"	23.25"	15.25"		8.25"	11.25"
D	1"	1"	1"	1"	1"		3/4"	3/4"
H	1 NPT	1 NPT	1 NPT	1 NPT	1 NPT		3/4 NPT	3/4 NPT
A	13"	16"	20"	24"	16"	<b>SB16</b>	9"	12"
U	12.25"	15.25"	19.25"	23.25"	15.25"		8.25"	11.25"
D	1"	1"	1"	1"	1"		3/4"	3/4"
H	1 NPT	1 NPT	1 NPT	1 NPT	1 NPT		3/4 NPT	3/4 NPT
X	13"	16"	20"	24"	16"	<p><b>Note: This bulb is available for applications where space considerations exist, and may only be used when the temperature of the actuator housing will always remain lower than that of the sensing bulb. If the temperature of the actuator housing rises above the sensing bulb temperature, the unit will not operate properly. The temperature of the actuator housing is dependent upon both the surrounding environment and the temperature of the flow medium and may easily reach 150°F on steam service.</b></p> <p><b>This bulb is only available on union connected thermal systems.</b></p> <p><b>Always use the Standard Bulb unless special requirements exist and full details of the application are known, consult factory.</b></p>		
D	1"	1"	1"	1"	1"			
X	13"	16"	20"	24"	16"			
D	1"	1"	1"	1"	1"			
X	15"	18"	22"	26"	18"			
D	1.16"	1.16"	1.16"	1.16"	1.16"			
X	15"	18"	22"	26"	18"			
D	1.16"	1.16"	1.16"	1.16"	1.16"			

TEMPERATURE REGULATORS

\*On Model 91600, Minimum Insertion Length increases by 1" for each additional 4 ft. capillary increment.